

MTTL/SECT/74/2024-25

Date: 12th February, 2025

The Secretary, Listing Department, BSE Ltd., Phiroze Jeejeebhoy Towers, Dalal Street, Fort, Mumbai-400001. Scrip Code: 526263	The Manager, Listing Department, National Stock Exchange of India Limited, Exchange Plaza, 5 th Floor, Plot No. C/1, G Block, Bandra Kurla Complex, Bandra (E), Mumbai-400051. Symbol: MOLDTECH - EQ
--	--

Sir/Madam,

Sub: Outcome of the Board Meeting held on 12th February, 2025.

With reference to the captioned subject, we wish to inform you that the Board of Directors of the Company at its meeting held today and which commenced at 11:30 a.m. and concluded at 3:00 p.m., has, inter-alia, considered and approved the following matters:

- 1) Un-audited Financial Results (Standalone and Consolidated) of the Company for the quarter ended on 31st December, 2024;
- 2) The Limited Review Report issued by M/s. Praturi & Sriram, Statutory Auditors, on the Un-audited Financial Results (Standalone and Consolidated) of the Company for the quarter ended on 31st December, 2024.

The detailed press release pertaining to the financial results is also enclosed herewith for your record.

Thanking you,

For Mold-Tek Technologies Limited




J. Lakshmana Rao
Chairman & Managing Director
DIN: 00649702

Encl.: As above

Registered Office:

Mold-Tek Technologies Limited


Plot No.700, Door No.8-2-293/82/A/700, Road No:36, Jubilee Hills, Hyderabad 500033, Telangana, India
Phone: +91-40-40300300/01/02/03/04, Fax: +91-40-40300328, E-mail ID: cstech@moldtekindia.com, ir@moldtekindia.com
Website: www.moldtekindia.com CIN No: L25200TG1985PLC005631

Independent Auditor's review report on the Quarterly and year to date Unaudited Standalone Financial Results of Mold-Tek Technologies Limited pursuant to the Regulation 33 of the SEBI (Listing Obligations and Disclosure Requirements) Regulations, 2015, as amended.

**Review Report to the Board of Directors
Mold-Tek Technologies Limited**

1. We have reviewed the accompanying statement of unaudited standalone financial results of the Mold-Tek Technologies Limited (the "Company") for the quarter ended 31st December, 2024 and year to date results for the period 1st April, 2024 to 31st December, 2024 attached herewith, being submitted by the Company pursuant to the requirement of Regulation 33 of the SEBI (Listing Obligations and Disclosure Requirements) Regulations, 2015, as amended (the "Listing Regulations").
2. This Statement is the responsibility of the Company's Management and approved by the Company's Board of Directors, has been prepared in accordance with the recognition and measurement principles laid down in Indian Accounting Standard 34 "Interim Financial Reporting" ("Ind AS 34"), prescribed under Section 133 of the Companies Act, 2013, and other accounting principles generally accepted in India. Our responsibility is to issue a report on the Statement based on our review.
3. We conducted our review of the Statement in accordance with the Standard on Review Engagements (SRE) 2410 "Review of Interim Financial Information performed by the Independent Auditor of the Entity" issued by the Institute of Chartered Accountants of India. This standard requires that we plan and perform the review to obtain moderate assurance as to whether the financial statements are free of material misstatement. A review is limited primarily to inquiries of Company's personnel and analytical procedures applied to financial data and thus provide less assurance than an audit. We have not performed an audit and accordingly, we do not express an audit opinion.
4. Based on our review conducted as above, nothing has come to our attention that causes us to believe that the accompanying statement of unaudited financial results prepared in accordance with applicable accounting standards and other recognized accounting practices and policies generally accepted in India, has not disclosed the information required to be disclosed in terms of Regulation 33 of the SEBI (Listing Obligations and Disclosure Requirements) Regulations, 2015, including the manner in which it is to be disclosed, or that it contains any material misstatement.

For Praturi and Sriram
Chartered Accountant's
(Firm Regn. No: 0027395)



Sri Raghuram Praturi
PARTNER

Membership Number: 221770
UDIN: 25221770BMOZUT1079



Place: Hyderabad
Date: 12/02/2025

STATEMENT OF UNAUDITED STANDALONE FINANCIAL RESULTS FOR THE QUARTER AND NINE MONTHS ENDED 31ST DECEMBER 2024

₹ in lakhs except for EPS


SL NO.	PARTICULARS	QUARTER ENDED			NINE MONTHS ENDED		YEAR ENDED
		31-12-2024	30-09-2024	31-12-2023	31-12-2024	31-12-2023	31-03-2024
		(Un Audited)	(Un Audited)	(Un Audited)	(Un Audited)	(Un Audited)	(Audited)
I	Revenue from operations	2,957.11	3,958.52	3,753.13	10,415.67	10,708.65	14,617.23
II	Other income	(30.33)	42.28	31.62	126.31	180.53	242.80
III	Total income (I+II)	2,926.78	4,000.80	3,784.75	10,541.98	10,889.18	14,860.03
IV	Expenses						
	Employee benefits expense	2,382.88	2,394.08	2,392.57	7,208.31	6,677.65	9,171.51
	Finance costs	15.38	19.38	31.19	55.67	71.19	92.50
	Depreciation and amortisation expenses	163.61	175.00	166.51	504.84	470.21	636.00
	Other expenses	300.66	337.16	263.03	966.84	809.67	1,268.99
	Total Expenses (IV)	2,862.53	2,925.62	2,853.30	8,735.66	8,028.72	11,169.00
V	Profit before exceptional items and tax (III-IV)	64.25	1,075.18	931.45	1,806.32	2,860.46	3,691.03
VI	Exceptional items	-	-	-	-	-	-
VII	Profit before tax (V-VI)	64.25	1,075.18	931.45	1,806.32	2,860.46	3,691.03
VIII	Tax Expense						
	(1) Current tax	16.80	283.19	234.62	461.17	730.58	912.93
	(2) Deferred tax	0.46	(1.95)	2.09	(5.36)	6.00	11.60
IX	Profit for the period (VII-VIII)	46.99	793.94	694.74	1,350.51	2,123.88	2,766.50
X	Other Comprehensive Income						
	Items that will not be reclassified to profit or loss (net of tax)						
	Remeasurement of defined benefit plans	(15.36)	8.89	(7.66)	(46.07)	(22.98)	(97.84)
	Fair value changes in equity instruments	(152.41)	(104.28)	3.23	(200.11)	24.26	(160.23)
XI	Total Comprehensive Income for the period (IX+X)	(120.78)	698.55	690.31	1,104.33	2,125.16	2,508.43
XII	Paid up Equity Share Capital	571.29	571.29	567.82	571.29	567.82	567.82
XIII	Earnings per share (Face Value of ₹ 2 each) (Not Annualised)						
	a) Basic	0.16	2.78	2.45	4.73	7.48	9.75
	b) Diluted	0.16	2.75	2.41	4.68	7.37	9.65

Notes:

- The above results for the quarter and nine months ended 31st Dec 2024 were reviewed by the Audit Committee and approved by the Board of Directors of the Company at their meeting held on 12th February, 2025.
- The Company has one reportable segment as per the requirements of Ind AS 108 "Operating Segments".
- This statement is as per Regulation 33 of the SEBI (Listing Obligations and Disclosure Requirements) Regulations, 2015.
- The figures for the corresponding previous period have been regrouped/reclassified wherever necessary, to make them comparable.

 Place: Hyderabad
 Date: 12th February, 2025

For Mold-Tek Technologies Limited


 J Lakshmana Rao
 Chairman & Managing Director
 DIN: 00649702


Independent Auditor's review report on the Quarterly and year to date Unaudited Consolidated Financial Results of Mold-Tek Technologies Limited pursuant to the Regulation 33 of the SEBI (Listing Obligations and Disclosure Requirements) Regulations, 2015, as amended.

Review Report to the Board of Directors

Mold-Tek Technologies Limited

1. We have reviewed the accompanying Statement of Unaudited Consolidated Financial Results of Mold-Tek Technologies Limited ("the Holding Company") and its subsidiary (the Holding Company and its subsidiary together referred to as "the Group") for the quarter ended 31st December, 2024 and year to date results for the period 1st April, 2024 to 31st December, 2024 attached herewith, being submitted by the Parent pursuant to the requirement of Regulation 33 of the SEBI (Listing Obligations and Disclosure Requirements) Regulations, 2015, as amended (the "Listing Regulations")
2. This Statement is the responsibility of the Holding Company's Management and approved by the Holding Company's Board of Directors, has been prepared in accordance with the recognition and measurement principles laid down in Indian Accounting Standard 34 "Interim Financial Reporting" ("Ind AS 34"), prescribed under Section 133 of the Companies Act, 2013, and other accounting principles generally accepted in India. Our responsibility is to express a conclusion on the Statement based on our review.
3. We conducted our review of the Statement in accordance with the Standard on Review Engagements (SRE) 2410 "Review of Interim Financial Information Performed by the Independent Auditor of the Entity", issued by the Institute of Chartered Accountants of India. This standard requires that we plan and perform the review to obtain moderate assurance as to whether the financial statements are free of material misstatement. A review is limited primarily to inquiries of Company's personnel and analytical procedures applied to financial data and thus provide less assurance than an audit. We have not performed an audit and accordingly, we do not express an audit opinion.


We also performed procedures in accordance with the circular issued by the SEBI under Regulation 33(8) of the Listing Regulations, to the extent applicable.
4. The Statement includes the results of the subsidiary **Mold-Tek Technologies Inc., USA**.
5. Based on our review conducted and procedures performed as stated in paragraph 3 above, nothing has come to our attention that causes us to believe that the accompanying Statement, prepared in accordance with the recognition and measurement principles laid down in the aforesaid Indian Accounting Standard and other accounting principles generally accepted in India, has not disclosed the information required to be disclosed in terms of





Regulation 33 of the SEBI (Listing Obligations and Disclosure Requirements) Regulations, 2015, as amended, including the manner in which it is to be disclosed, or that it contains any material misstatement.

For Praturi and Sriram
Chartered Accountants
(Firm Regn. No: 002739S)



Sri Raghuram Praturi
Partner

Membership Number: 221770
UDIN: 25221770BMOZUU1580



Place: Hyderabad
Date: 12/02/2025

STATEMENT OF UNAUDITED CONSOLIDATED FINANCIAL RESULTS FOR THE QUARTER AND NINE MONTHS ENDED 31ST DECEMBER 2024

₹ in lakhs except for EPS

Sl. NO.	PARTICULARS	QUARTER ENDED			NINE MONTHS ENDED		YEAR ENDED
		31-12-2024 (Un Audited)	30-09-2024 (Un Audited)	31-12-2023 (Un Audited)	31-12-2024 (Un Audited)	31-12-2023 (Un Audited)	31-03-2024 (Audited)
I	Revenue from operations	3,359.89	4,308.48	4,175.19	11,597.25	11,849.74	16,074.18
II	Other income	(28.99)	42.42	31.64	128.87	180.92	243.28
III	Total income (I+II)	3,330.90	4,350.90	4,206.83	11,726.11	12,030.66	16,317.46
IV	Expenses						
	Employee benefits expense	2,662.18	2,617.95	2,634.79	7,933.81	7,323.63	10,023.18
	Finance costs	15.38	19.38	31.19	55.67	71.19	92.50
	Depreciation and amortisation expenses	158.55	175.26	166.93	500.28	471.45	637.64
	Other expenses	423.35	456.63	435.96	1,407.72	1,284.83	1,854.56
	Total Expenses (IV)	3,259.46	3,269.22	3,268.87	9,897.48	9,151.10	12,607.88
V	Profit before exceptional items and tax (III-IV)	71.44	1,081.68	937.96	1,828.63	2,879.56	3,709.58
VI	Exceptional items	-	-	-	-	-	-
VII	Profit before tax (V-VI)	71.44	1,081.68	937.96	1,828.63	2,879.56	3,709.58
VIII	Tax Expense						
	(1) Current tax	16.80	283.19	234.62	461.17	730.73	913.08
	(2) Deferred tax	0.45	(1.95)	2.09	(5.36)	6.00	11.60
IX	Profit for the period (VII-VIII)	54.19	800.44	701.25	1,372.83	2,142.83	2,784.90
X	Other Comprehensive Income						
	a) Items that will not be reclassified to profit or loss (net of tax)						
	Remeasurement of defined benefit plans	(15.36)	8.89	(7.66)	(46.07)	(22.98)	(97.84)
	Fair value changes in equity instruments	(152.41)	(104.28)	3.23	(200.11)	24.26	(160.23)
	b) Items that will be reclassified to profit or loss (net of tax)						
	Exchange differences in translating the Financial Statements of a foreign operation	6.54	1.44	0.55	7.79	1.62	1.57
XI	Total Comprehensive Income for the period (IX+X)	(107.04)	706.49	697.37	1,134.44	2,145.73	2,528.40
	Profit for the period attributable to:						
	Owners of the parent	54.19	800.44	701.25	1,372.83	2,142.83	2,784.90
	Non-controlling interests	-	-	-	-	-	-
	Other comprehensive income attributable to:						
	Owners of the parent	(161.23)	(93.95)	(3.88)	(238.39)	2.90	(256.50)
	Non-controlling interests	-	-	-	-	-	-
	Total comprehensive income attributable to:						
	Owners of the parent	(107.04)	706.49	697.37	1,134.44	2,145.73	2,528.40
	Non-controlling interests	-	-	-	-	-	-
XII	Paid up Equity Share Capital	571.29	571.29	567.82	571.29	567.82	567.82
XIII	Earnings per share (Face Value of ₹ 2 each) (Not Annualised)						
	a) Basic	0.19	2.80	2.47	4.81	7.55	9.81
	b) Diluted	-0.19	2.78	2.43	4.76	7.43	9.72


Notes:

- The above results for the Quarter and Nine Months ended 31st Dec 2024 were reviewed by the Audit Committee and approved by the Board of Directors of the Company at their meeting held on 12th February, 2025.
- The above results include the results of the wholly owned subsidiary, Mold-Tek Technologies Inc, USA.
- The Group has consolidated financial results based on Ind AS 110 "Consolidated Financial Statements".
- The Group has one reportable segment as per the requirements of Ind AS 108 "Operating Segments".
- This statement is as per Regulation 33 of the SEBI (Listing Obligations and Disclosure Requirements) Regulations, 2015.
- The figures for the corresponding previous period have been regrouped/reclassified wherever necessary, to make them comparable.

Place : Hyderabad
Date: 12th February 2025

For Mold-Tek Technologies Limited

J Lakshmana Rao
Chairman & Managing Director
DIN: 00649702



MOLD-TEK TECHNOLOGIES LIMITED

NOTE ON UNAUDITED FINANCIAL RESULTS FOR THE
QUARTER AND NINE MONTHS ENDED 31st DECEMBER 2024.

Cash & Cash Equivalents of ₹ 47.41 Cr**Revenue down by 2.13 % from ₹ 118.50 Cr in 9M 2023-24 to ₹ 115.97 Cr in 9M 2024-25**

Mold-Tek Technologies Limited, a leading provider of engineering services, with notable expertise in Civil and Mechanical engineering services announced its financial results for the Quarter and Nine Months ended 31st December 2024 in the Board Meeting dated 12th February 2025 as follows.

Consolidated results for the Quarter and Nine Months Ended 31st December 2024**Performance Highlights of 9M to 9M**

- ✓ Revenue ₹ 11,597.25 Lakhs (FY 23-24 9M: ₹ 11,849.74 Lakhs) down by 2.13%
- ✓ PAT ₹ 1,372.83 Lakhs (FY 23-24 9M: ₹ 2,142.83 Lakhs) down by 35.93%
- ✓ EBIDTA ₹ 2,384.58 Lakhs (FY 23-24 9M: ₹ 3,422.20 Lakhs) down by 30.32%

Performance Highlights of Q3 to Q2

- ✓ Revenue ₹ 3,359.89 Lakhs (FY 24-25 Q2: ₹ 4308.48 Lakhs) down by 22.02%
- ✓ PAT ₹ 54.19 Lakhs (FY 24-25 Q2: ₹ 800.44 Lakhs) down by 93.23%
- ✓ EBIDTA ₹ 245.37 Lakhs (FY 24-25 Q2: ₹ 1276.32 Lakhs) down by 80.78%

Performance Highlights of Q3 to Q3

- ✓ Revenue ₹ 3359.89 Lakhs (FY 23-24 Q3: ₹ 4175.19 Lakhs) down by 19.53%
- ✓ PAT ₹ 54.19 Lakhs (FY 23-24 Q3: ₹ 701.25 Lakhs) down by 92.27%
- ✓ EBIDTA ₹245.37 Lakhs (FY 23-24 Q3: ₹ 1136.08 Lakhs) down by 78.40%

Standalone results for the Quarter and Nine Months Ended 31st December 2024

Performance Highlights of 9M to 9M

- ✓ Revenue ₹ 10,415.67 Lakhs (FY 23-24 9M: ₹ 10,708.65 Lakhs) down by 2.74%
- ✓ PAT ₹ 1,350.51 Lakhs (FY 23-24 9M: ₹ 2,123.88 Lakhs) down by 36.41%
- ✓ EBIDTA ₹ 2,366.84 Lakhs (FY 23-24 9M: ₹ 3,401.86 Lakhs) down by 30.43%

Performance Highlights of Q3 to Q2

- ✓ Revenue ₹ 2,957.11 Lakhs (FY 24-25 Q2: ₹ 3,958.52 Lakhs) down by 25.30%
- ✓ PAT ₹ 46.99 Lakhs (FY 24-25 Q2: ₹ 793.94 Lakhs) down by 94.08%
- ✓ EBIDTA ₹ 243.25 Lakhs (FY 24-25 Q2: ₹ 1,269.56 Lakhs) down by 80.84%

Performance Highlights of Q3 to Q3

- ✓ Revenue ₹ 2,957.11 Lakhs (FY 23-24 Q3: ₹ 3,753.13 Lakhs) down by 21.21%
- ✓ PAT ₹ 46.99 Lakhs (FY 23-24 Q3: ₹ 694.74 Lakhs) down by 93.24%
- ✓ EBIDTA ₹ 243.25 Lakhs (FY 23-24 Q3: ₹ 1,129.15 Lakhs) down by 78.46%

Company's 9 & 9 Months FY: 2024-25 Financial results:

Company achieved revenue of ₹ 11,597.25 Lakhs in Nine Months FY 24-25 compared to ₹ 11,849.74 Lakhs in Nine Months FY 23-24, a down by 2.13%.

Company's Consolidated Profit after Tax for

Q3 24-25 is ₹ 54.19 Lakhs as against ₹ 701.05 Lakhs for Q3 2023-24, down by 92.27 %.

Q3 24-25 is ₹ 54.19 Lakhs as against ₹ 800.44 Lakhs for Q2 24-25, down by 93.23%.

9M 24-25 is ₹ 1,372.83 Lakhs as against ₹ 2142.83 Lakhs for 9M 23-24, down by 35.93 %.

Commenting on the results Mr. J Lakshmana Rao CMD.

As informed earlier the company experienced challenges in Q3, with fall in demand for construction services, primarily due to the political situation in the United States. However, we are optimistic about uptick in order volumes and anticipate strong bookings starting from March/April 25.

We are in discussions with couple of India's most reputable steel structural companies, which also started exports to U.S. This association will enable us to provide design and structural engineering services. In a similar vein, we are also entering into an exclusivity agreement with a prominent Indian Industrial Machinery OEM to supply Special Purpose Machinery (SPM) Engineering Services.

Our new business development team has been actively securing Requests for Quotation (RFQs), and the enquiries are currently at various stages of development.

The company has consistently focused on cost control measures by utilizing automated API and Tek Assist tools, which have significantly improved productivity. As a result, we have seen only a marginal increase in employee costs, with a Year-over-Year (YoY) rise of just 1.04%.

Currently, the company holds cash reserves of Rs. 42 Crore, which have been invested in fixed-income securities. These reserves provide a strong financial foundation, enabling us to pursue acquisitions of promising companies while maintaining a debt-free status.

Additionally, our proactive approach toward acquisitions in Structural Design and Architectural Services has gained momentum. To further accelerate our efforts, we will be appointing a new M&A consultant in USA to expedite the acquisition process.

Future Prospects – Civil and Structural Division:

The Civil and Structural Division faced challenges in Q3 due to market conditions in the USA and the Presidential elections. However, future loads are promising, as we anticipate the release of larger projects, including major data centers and plants.

Our USA team has participated in *The Precast Show* from February 5th to 7th, 2025, at the Indiana Convention Center in Indianapolis, Indiana. This has provided us with an opportunity to explore and expand in the precast market.

Additionally, we are actively working on expanding our PEMB and structural design divisions in both the USA and Indian markets. Our exploration of new opportunities in architectural and structural design further evidences our ongoing commitment to innovation and growth. Our dedication to quality and timely project execution has not only retained but also attracted new clients.

Overall, future looks positive, and we remain optimistic that the new U.S. administration's policies will not negatively impact the construction industry.

We have also advanced our capacities to strategically positioning us to delve into high-value engineering services. This diversification is anticipated to drive increased revenue streams and enhance profitability, reinforcing our company's commitment to maintaining and exceeding the highest standards of excellence in the industry.

Future Prospects: Mechanical Division

The division's strategy is in full alignment with corporate goals, focusing on critical areas to drive both growth and efficiency by diversifying revenue streams. We are rolling out initiatives in new sectors, Special Purpose Machines (SPM), are expected to make positive contributions in the coming quarters.

With the recent addition of four new business development team members in Q2, our strategy is focused on tapping into emerging opportunities across diverse sectors. We will primarily concentrate on industries with high demand for Mechanical Engineering solutions, including manufacturing, automotive, special-purpose machinery (SPM) and Plant Engineering.


Our main objective will be to enhance operational efficiency and resource management, emphasizing automation and process optimization to boost productivity and reduce lead times. These initiatives are aimed at establishing us as the preferred partner for comprehensive design services, while supporting sustained growth and profitability. When demand pickups these initiatives will be of great contributors for efficiency and profitability.

For Mold-Tek Technologies Limited



J. Lakshmana Rao

(Chairman & Managing Director)



For further Information, please contact
Vikram Singh
Company Secretary & Investor Relations

ir@moldtekindia.com

This press release contains forward-looking statements that reflect the current expectations and projections of management regarding the future developments and their potential impact on Mold-Tek Technologies Ltd and its subsidiaries. These statements are inherently subject to various risks and uncertainties, both known and unknown, which could significantly alter the actual outcomes, performance, or achievements compared to those mentioned in these statements. Key factors that could lead to material differences between our actual results and the expectations set forth include, but are not limited to: the overall economic and business environment in India and globally, the effectiveness of our strategic initiatives, our expansion and growth strategies, technological advancements, fluctuations in the Indian Rupee and other currency values, changes in domestic and international interest rates, amendments in applicable laws and regulations, increasing market competition and industry conditions, political shifts in India, and modifications in India's foreign exchange regulatory framework.