



9thFebruary, 2017

To The Manager Department of Corporate Services, BSE Ltd., PhirozeJeejeebhoy Towers, Dalal Street, Fort,Mumbai-400001. Scrip Code : 526263	To The Manager National Stock Exchange India of Limited, Exchange Plaza, BandraKurla Complex, Bandra (E), Mumbai-400051. Ref: MOLDTECH - EQ
--	---

Dear Sir,

Sub: Outcome of Board Meeting dated 9thFebruary, 2017

We wish to inform that Board of Directors at its meeting held on 9thFebruary, 2017, from 11:00 a.m.till 1:30 p.m. has

a) Approved the un-audited financial results of the company for the quarter and period ended on 31st December, 2016. In this regard, please find enclosed herewith

- 1) Un-audited financial results for the quarter and period ended on 31st December, 2016.
- 2) Limited review report as issued by statutory auditors.
- 3) Press release.

b) Took note that as on February 1, 2017, Mold-Tek Technologies, Inc. is new incorporated entity, effectively consolidating USA subsidiaries: RMM Global Inc. & Crossroads Detailing Inc. into one 100% subsidiary of Mold-Tek Technologies, Limited. The financial information will be posted in coming quarters.

This is for your information and records.

Thanking you,

For Mold-Tek Technologies Limited

(J.Lakshmana Rao)
Chairman & Managing Director
(DIN;00649702)



Corporate Office :

Plot # 700, Road No. 36, Jubilee Hills, Hyderabad - 500 033, Telangana, INDIA.
 Phone : +91-40-40300300, Fax : +91-40-40300328, E-mail : ir@moldtekindia.com
 Website : www.moldtekindia.com CIN No: L25200TG1985PLC005631



STATEMENT OF CONSOLIDATED UNAUDITED FINANCIAL RESULTS FOR THE QUARTER AND NINE MONTHS ENDED 31ST DECEMBER 2016

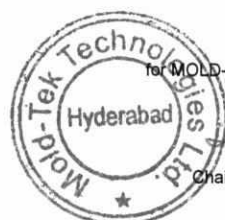
₹ In lakhs except for EPS

Particulars	Quarter Ended			Nine Months Ended		Year Ended
	31st Dec	30th Sep	31st Dec	31st Dec	31st Dec	31st Mar
	2016	2016	2015	2016	2015	2016
	(Un-Audited)	(Un-Audited)	(Un-Audited)	(Un-Audited)	(Un-Audited)	(Audited)
1. Income from Operations						
Net Sales / Operating Income	1675.81	1478.52	1447.36	4542.04	4157.72	5291.96
Total Income from Operations	1675.81	1478.52	1447.36	4542.04	4157.72	5291.96
2. Expenses						
a) Changes in inventories of finished goods, work-in-progress and stock-in-trade	75.95	0.78	(29.03)	92.15	(34.99)	(105.56)
b) Employee benefits Expenses	1118.58	1065.07	890.59	3150.10	2579.48	3535.57
c) Depreciation	73.70	63.94	55.67	194.45	160.49	213.10
d) Other Operating Expenditure	242.17	234.08	260.40	705.87	695.67	980.12
e) Provision for Bad debts	13.61	7.73	25.89	159.03	107.95	208.06
Total Expenses (a+b+c+d+e)	1524.01	1371.59	1203.51	4301.59	3508.60	4831.29
3. Profit from operations before other income, finance costs and exceptional items (1-2)	151.80	106.92	243.84	240.45	649.12	460.67
4. Other Income	30.77	13.93	36.79	263.65	148.78	407.92
5. Profit from ordinary activities before finance costs and exceptional items (3+4)	182.57	120.86	280.63	504.10	797.91	868.60
6. Finance Costs	18.09	18.64	23.12	60.92	71.04	94.36
7. Profit from ordinary activities after finance costs but before exceptional items (5-6)	164.48	102.22	257.51	443.18	726.87	774.23
8. Exceptional items	-	-	-	-	-	-
9. Profit from ordinary activities before tax (7 - 8)	164.48	102.22	257.51	443.18	726.87	774.23
10. Tax Expense	31.89	26.59	56.11	101.45	199.90	196.81
11. Net Profit from ordinary activities after tax (9-10)	132.60	75.63	201.40	341.73	526.97	577.42
12. Extraordinary Items (net of Tax expense)	-	-	-	-	-	-
13. Net Profit for the period (11-12)	132.60	75.63	201.40	341.73	526.97	577.42
14. Paid up Equity Share Capital, (Face value of share ₹ 2 each.)	535.66	535.66	531.11	535.66	531.11	531.11
15. Reserves excluding revaluation reserves as per balance sheet of previous accounting year						2414.86
16.i Earnings per share (before extraordinary items) of ₹ 2 each.*						
(a) Basic	0.50	0.28	0.82	1.28	2.14	2.27
(b) Diluted	0.47	0.27	0.72	1.22	1.87	2.05
16.ii Earnings per share (after extraordinary items) of ₹ 2 each.*						
(a) Basic	0.50	0.28	0.82	1.28	2.14	2.27
(b) Diluted	0.47	0.27	0.72	1.22	1.87	2.05

Notes:

- The above results have been reviewed and recommended for adoption by Audit Committee and taken on record by the Board of Directors at their meeting held on 09.02.2017
 - Consolidated financials include unaudited values of the standalone company and unaudited values of wholly owned subsidiaries prepared in accordance with generally accepted accounting principles and accounting standards.
 - Segment reporting as required under AS -17 is not applicable as revenue comes from a single segment.
 - Figures of the previous period have been regrouped/reclassified / rearranged wherever necessary
 - There has been no change in the significant accounting policies during the Financial year
 - The above results are available on www.moldtekgroup.com & www.bseindia.com & www.nseindia.com
- * EPS calculated is based on Weighted Average shares

Hyderabad
09.02.2017



for MOLD-TEK TECHNOLOGIES LIMITED

J. Lakshmana Rao
Chairman & Managing Director
DIN: 00649702



MOLD-TEK TECHNOLOGIES LIMITED
Registered Office: Plot No.700, Door No.8-2-293/82/A/700
Road No.36, JubileeHills, Hyderabad,Telangana.- 500 033
CIN No: L25200TG1985PLC005631

STATEMENT OF STANDALONE UNAUDITED FINANCIAL RESULTS FOR THE QUARTER AND NINE MONTHS ENDED 31ST DECEMBER 2016


₹ in lakhs except for EPS

Particulars	Quarter Ended			Nine Months Ended		Year Ended
	31st Dec	30th Sep	31st Dec	31st Dec	31st Dec	31st Mar
	2016	2016	2015	2016	2015	2016
	(Un-Audited)	(Un-Audited)	(Un-Audited)	(Un-Audited)	(Un-Audited)	(Audited)
1. Income from Operations						
Net Sales / Operating Income	1502.25	1323.44	1310.58	4060.92	3772.35	4775.89
Total Income from Operations	1502.25	1323.44	1310.58	4060.92	3772.35	4775.89
2. Expenses						
a) Changes in inventories of finished goods, work-in-progress and stock-in-trade	75.95	0.78	(29.03)	92.15	(34.99)	(105.56)
b) Employee benefits Expenses	997.94	970.75	814.80	2851.69	2341.73	3217.11
c) Depreciation	68.91	59.24	50.98	180.26	147.33	198.60
d) Other Operating Expenditure	198.41	181.77	207.04	548.69	572.80	817.54
e) Provision for Bad debts	12.64	7.03	25.77	157.36	106.69	200.63
Total Expenses (a+b+c+d+e)	1353.85	1219.56	1069.57	3830.15	3133.56	4328.30
3. Profit from operations before other income, finance costs and exceptional items (1-2)	148.39	103.88	241.01	230.77	638.79	447.58
4. Other Income	30.77	13.93	36.79	263.65	148.45	407.57
5. Profit from ordinary activities before finance costs and exceptional items (3+4)	179.17	117.82	277.80	494.42	787.24	855.15
6. Finance Costs	18.09	18.64	23.12	60.92	71.04	94.36
7. Profit from ordinary activities after finance costs but before exceptional items (5-6)	161.08	99.17	254.68	433.50	716.20	760.79
8. Exceptional items	-	-	-	-	-	-
9. Profit from ordinary activities before tax (7 - 8)	161.08	99.17	254.68	433.50	716.20	760.79
10. Tax Expense	31.89	26.59	55.96	101.28	196.99	193.70
11. Net Profit from ordinary activities after tax (9-10)	129.19	72.59	198.72	332.22	519.21	567.09
12. Extraordinary Items (net of Tax expense)	0.00	0.00	0.00	0.00	0.00	0.00
13. Net Profit for the period (11-12)	129.19	72.59	198.72	332.22	519.21	567.09
14. Paid up Equity Share Capital, (Face value of share ₹ 2 each.)	535.66	535.66	531.11	535.66	531.11	531.11
15. Reserves excluding revaluation reserves as per balance sheet of previous accounting year						2373.94
16.i Earnings per share (before extraordinary items) of ₹ 2 each.*						
(a) Basic	0.48	0.27	0.81	1.24	2.11	2.23
(b) Diluted	0.46	0.26	0.71	1.18	1.85	2.02
16.ii Earnings per share (after extraordinary items) of ₹ 2 each.*						
(a) Basic	0.48	0.27	0.81	1.24	2.11	2.23
(b) Diluted	0.46	0.26	0.71	1.18	1.85	2.02

Notes:

- The above results have been reviewed and recommended for adoption by Audit Committee and taken on record by the Board of Directors at their meeting held on 09.02.2017
 - Financials have been prepared in accordance with generally accepted accounting principles and accounting standards applicable.
 - Segment reporting as required under AS -17 is not applicable as revenue comes from a single segment.
 - Figures of the previous period have been regrouped/reclassified / rearranged wherever necessary
 - There has been no change in the significant accounting policies during the Financial year
 - The above results are available on www.moldtekgroup.com & www.bseindia.com & www.nseindia.com
- * EPS calculated is based on Weighted Average shares

Hyderabad
09.02.2017



for MOLD-TEK TECHNOLOGIES LIMITED

J. Lakshmana Rao
Chairman & Managing Director
DIN: 00649702



LIMITED REVIEW REPORT

The Board of Directors
M/s. Mold-Tek Technologies Limited
Hyderabad

We have reviewed the accompanying statements of unaudited financial results of M/s. Mold-Tek Technologies Limited for the quarter ended 31st December 2016. This statement is the responsibility of the Company's Management and has been approved by the Board of Directors. Our responsibility is to issue a report on these financial statements based on our review.


We conducted our review in accordance with the Standard on Review Engagement (SRE) 2410, 'Review of Interim Financial Information Performed by the Independent Auditor of the Entity' issued by the Institute of Chartered Accountants of India. This standard requires that we plan and perform the review to obtain moderate assurance as to whether the financial statements are free of material misstatement. A review is limited primarily to inquiries of company personnel and analytical procedures applied to financial data and thus provide less assurance than an audit. We have not performed an audit and accordingly, we do not express an audit opinion.

Out of total export debtors balances, an amount of Rs.281.56 Lakhs are outstanding for more than 9 months of which an amount of Rs.272.20 Lakhs is receivable from its wholly owned subsidiaries, a provision of Rs.196.63 Lakhs has been made while the balance amount includes retention money of Rs.35.54 Lakhs and confirmed balances of Rs.33.78 Lakhs leaving a balance of Rs.15.61 Lakhs unprovided.

Closing balances of debtors, advances and work in progress are as certified by the management.

Based on our review conducted as above, nothing has come to our attention that causes us to believe that the accompanying statement of unaudited financial results prepared in accordance with applicable accounting standards and other recognized accounting practices and policies has not disclosed the information required to be disclosed in terms of Regulation 33 of the SEBI (Listing Obligations and Disclosure Requirements) Regulations, 2015 including the manner in which it is to be disclosed, or that it contains any material misstatement.

For PRATURI & SRIRAM
Chartered Accountants
(Firm Registration No.002735)


Sri Raghuram Praturi
Partner
Membership No.221770



Hyderabad
09/02/2017



LIMITED REVIEW REPORT


The Board of Directors
M/s. Mold-Tek Technologies Limited
Hyderabad

1. We have reviewed the accompanying statement of unaudited financial results of M/s. Mold-Tek Technologies Limited and its wholly owned subsidiaries namely M/s. Cross Roads Detailing Inc. and M/s. RMM Global Inc. for the quarter ended 31st December, 2016. This statement is the responsibility of the Company's Management and has been approved by the Board of Directors. Our responsibility is to issue a report on these financial statements based on our review.
2. We conducted our review in accordance with the Standard on Review Engagements (SRE) 2410, 'Review of Interim Financial Information Performed by the Independent Auditor of the Entity' issued by the Institute of Chartered Accountants of India. This standard requires that we plan and perform the review to obtain moderate assurance as to whether the financial statements are free of material misstatements. A review is limited primarily to inquiries of company personnel and analytical procedures applied to financial data and thus provide less assurance than an audit. We have not performed an audit and accordingly, we do not express an audit opinion.
3. We did not review the interim financial statements of two wholly owned Subsidiaries namely M/s. Cross Roads Detailing Inc. and M/s. RMM Global Inc., whose financial information pertaining to the quarter are included in the consolidated financial results, these financial results reflect total revenue of Rs.173.56 Lakhs and total Profit after tax of Rs.3.40 Lakhs for the quarter ended 31st December,2016 as considered in the consolidated financial results ,the financial statements of the Subsidiary companies have not been prepared or reviewed by other independent accountants and are based solely on management accounts.
4. *Out of total debtors balances, the corresponding outstanding for more than 9 months amounts to Rs.332.52 Lakhs a provision of Rs.198.30 Lakhs has been made while the balance amount includes Retention money of Rs.41.34 Lakhs and confirmed balances of Rs.40.76 Lakhs leaving a balance of Rs.52.12 Lakhs unprovided.*
5. Closing balances of debtors, advances and work in progress are as certified by the management.



6. We report that the consolidated financial statements have been prepared by the Company's Management in accordance with the requirements of Accounting Standard (AS) 21 - Consolidated Financial Statements, issued by ICAI and notified pursuant to the Companies (Accounting Standards) Rules, 2006 (as amended).
7. Based on our review conducted as above except for as mentioned in Para 4 , nothing has come to our attention that causes us to believe that the accompanying statement of unaudited financial results prepared in accordance with applicable accounting standards and other recognized accounting practices and policies has not disclosed the information required to be disclosed in terms of Regulation 33 of the SEBI (Listing Obligations and Disclosure Requirements) Regulations, 2015 including the manner in which it is to be disclosed, or that it contains any material misstatement.

For PRATURI & SRIRAM
Chartered Accountants
(Firm Registration No.002739S)



Sri Raghuram Praturi
Partner
Membership No.221770



Hyderabad
9/02/2017

MOLD-TEK TECHNOLOGIES LIMITED

NOTE ON UNAUDITED FINANCIAL RESULTS FOR THE QUARTER &
NINE MONTHS ENDED 31ST DECEMBER 2016.

Revenue up by 13.34% PAT up by 75.33%

Mold-Tek Technologies Limited, leaders in Structural Engineering and cloud computing services posted good financial results for the Quarter ending 31st December 2016 in the Board Meeting dated 9th February 2017 as follows.

Consolidated results for Quarter Ended 31st December 2016.

Performance Highlights of Q3 to Q2

- ✓ Revenue ₹ 1675.81 Lakhs (FY 16-17 Q2: ₹ 1478.52 Lakhs) up by 13.34%
- ✓ PAT ₹ 132.60 Lakhs (FY 16-17 Q2: ₹ 75.63 Lakhs) up by 75.33%
- ✓ EBIDTA ₹ 256.27 Lakhs (FY 16-17 Q2: ₹ 184.80 Lakhs) up by 38.68%

Performance Highlights of Q3 to Q3

- ✓ Revenue ₹ 1675.81 Lakhs (FY 15-16 Q3: ₹ 1447.36 Lakhs) up by 15.78%
- ✓ PAT ₹ 132.60 Lakhs (FY 15-16 Q3: ₹ 201.40 Lakhs) down by 34.16%
- ✓ EBIDTA ₹ 256.27 Lakhs (FY 15-16 Q3: ₹ 336.30 Lakhs) down by 23.79%

Standalone results for Quarter Ended 31st December 2016.

Performance Highlights of Q3 to Q2

- ✓ Revenue ₹ 1502.25 Lakhs (FY 16-17 Q2: ₹ 1323.44 Lakhs) up by 13.51%
- ✓ PAT ₹ 129.19 Lakhs (FY 16-17 Q2: ₹ 72.59 Lakhs) up by 77.97%
- ✓ EBIDTA ₹ 248.08 Lakhs (FY 16-17 Q2: ₹ 177.06 Lakhs) up by 40.11%

Performance Highlights of Q3 to Q3

- ✓ Revenue ₹ 1502.25 Lakhs (FY 15-16 Q3: ₹ 1310.58 Lakhs) up by 14.62%
- ✓ PAT ₹ 129.19 Lakhs (FY 15-16 Q3: ₹ 198.72 Lakhs) down by 34.99%
- ✓ EBIDTA ₹ 248.08 Lakhs (FY 15-16 Q3: ₹ 328.78 Lakhs) down by 24.55%



Consolidated results for Nine months Ended 31st December 2016.

Performance Highlights of 9m to 9m

- ✓ Revenue ₹ 4542.04 Lakhs (FY 15-16 9m: ₹ 4157.72 Lakhs) up by 9.24%
- ✓ PAT ₹ 341.73 Lakhs (FY 15-16 9m: ₹ 526.97 Lakhs) down by 35.15%
- ✓ EBIDTA ₹ 698.55 Lakhs (FY 15-16 9m: ₹ 958.40 Lakhs)

Standalone results for Nine months Ended 31st December 2016.

Performance Highlights of 9m to 9m

- ✓ Revenue ₹ 4060.92 Lakhs (FY 15-16 9m: ₹ 3772.35 Lakhs) up by 7.65%
- ✓ PAT ₹ 332.22 Lakhs (FY 15-16 9m: ₹ 519.21 Lakhs) down by 36.01%
- ✓ EBIDTA ₹ 674.68 Lakhs (FY 15-16 9m: ₹ 934.56 Lakhs)

Mold-Tek Technologies, Inc , Atlanta:

As on February 1, 2017, Mold-Tek Technologies, Inc. is now a fully incorporated entity, effectively consolidating our USA subsidiaries: RMM Global Inc. & Crossroads Detailing Inc. into one 100% subsidiary of Mold-Tek Technologies, Limited.

Additionally, we are proud to announce the opening of our new office in Atlanta, GA. This milestone marks our fifth office to better serve our valued clients in North America including our offices in Indiana, Ohio, Colorado & Connecticut.

The Branch opened in Pune on 10th November 2016, has started functioning and will grow further from the next Quarter. We are also expanding our Vijayawada Branch office to 75 Engineers by June 2017.

The Company will be opening a new branch in Chennai ,Tamilnadu, to further enhance its capacity in Civil Engineering Services by April 2017.

Future Outlook:

With multiple sales offices in USA and multiple delivery centres established to handle increasing Structural & Mechanical Engineering projects, Company is poised for higher growth in near future

For Mold-Tek Technologies Limited



J. Lakshmana Rao
(Chairman & Managing Director)

