

Date: 23rd October, 2020

To, The Manager, Department of Corporate Services, BSE Ltd., Phiroze Jeejeebhoy Towers, Dalal Street, Fort, Mumbai-400001. Scrip Code : 526263	To, The Manager, National Stock Exchange of India Limited, Exchange Plaza, Bandra Kurla Complex, Bandra (E), Mumbai-400051. Ref: MOLDTECH - EQ
--	--

Dear Sir,


Sub: Outcome of the Board Meeting dated 23rd October, 2020


We wish to inform that, the Board of Directors at its meeting held on Friday, 23rd October, 2020 from 11:30 a.m. till 2:45 p.m., inter-alia;

- Approved the un-audited Standalone and Consolidated financial results of the company for the quarter ended on 30th September, 2020 (Enclosed).
- Took note of Limited review report as issued by statutory auditors (Enclosed).
- Press Note (enclosed).
- 5,00,000 options were granted on 1st August, 2018 under the MTTL ESOS -2016 which has been approved in the 32nd AGM of the company held on 19th September, 2016- Partial Allotment of 37,200 Equity Shares and the details are enclosed below:

Statement of disclosure pursuant to Regulation 30 of SEBI (LODR) Regulations, 2015-

Particulars	Details
Brief details of options granted	5, 00,000 options were granted on, 1 st August, 2018.
Details of compliance of Scheme	The scheme is prepared in accordance with Securities Exchange Board of India (Share Based Employee Benefits) Regulations 2014.
Total number of shares covered by these options	10,00,000.
Pricing formula;	Exercise price for the purpose of the grant of options shall be the price as reduced upto a maximum of 50% of the closing market price of the equity shares of the company available on the Stock Exchange on the date immediately preceding the Grant Date, subject to minimum of the face value of Equity Share. If equity shares are listed on more than one stock exchange, then the closing price on the






	stock exchange having higher trading volume shall be considered as the closing market price.
Options vested	37,200.
Time within which option may be exercised	Starts from the date of vesting and expires not later than 2 months from the date of vesting of options.
Options exercised	37,200.
Money realized by exercise of options	Rs. 13,02,000/-
The total number of shares arising as a result of exercise of option	37,200 Equity Shares of Rs 2/- each
Options lapsed	Nil
Variation of terms of options	Not Applicable
Brief details of significant terms	The employees are granted options under category-5. Pursuant to which the employees can exercise number of options.
Subsequent changes or cancellation or exercise of such options	Not Applicable
Diluted earnings per share pursuant to issue of equity shares on exercise of options	Rs. 0.72 ps/-*

*As per unaudited financials for the quarter ended 30th June, 2020

NOTIFICATION FOR ISSUE OF SHARES UNDER MTTL ESOS 2016

S.No	Particulars	
1	Company name and address of Registered Office	Mold-Tek Technologies Limited Regd office : Plot # 700, Road No. 36, Jubilee Hills, Hyderabad – 500 033, Telangana.
2	Name of the Stock Exchanges on which the company's shares are listed	BSE Limited and National Stock Exchange Limited (NSE).
3	Filing date of the statement referred in regulation 10(b) of the SEBI (Share Based Employee Benefits) Regulations, 2014 with Stock Exchange:	18 th May 2018 to BSE and 29 th May 2018 to NSE.
4	Filing Number, if any	Not Applicable.
5	Title of the Scheme pursuant to which shares are issued, if any:	MTTL ESOS 2016. (The "Scheme").
6	Kind of security to be listed	Equity Shares.
7	Par value of the shares	Rs 2/- (Rupees Two Only).

2




Corporate Office :

Plot # 700, Road No. 36, Jubilee Hills, Hyderabad - 500 033, Telangana, INDIA.

Phone : +91-40-40300300/01/02/03/04, Fax : +91-40-40300328, E-mai l: ir@moldtekindia.com

Website : www.moldtekindia.com CIN No: L25200TG1985PLC005631



8	Date of issue of shares	23 rd October, 2020.
9	Number of shares issued	37,200
10	Share Certificate No., if applicable	Not Applicable.
11	Distinctive numbers of the shares, if applicable	2,79,54,279 to 2,79,91,478
12	ISIN Number of the shares if issued in Demat	INE835B01035
13	Exercise price per share	Rs. 35/-
14	Premium per share	Rs. 33/-
15	Total Issued shares after this issue	2,79,91,478
16	Total Issued share capital after this issue	Rs. 5,59,82,956
17	Details of any lock-in on the shares	Not Applicable.
18	Date of expiry of lock-in	Not Applicable.
19	Whether shares identical in all respects to existing shares if not, when will they become identical	Yes.
20	Details of listing fees, if payable	Not Applicable.

Kindly take the above information on record.

Thanking you,

FOR MOLD-TEK TECHNOLOGIES LIMITED


J. Lakshmana Rao
(Managing Director)
DIN: 00649702





MOLD-TEK TECHNOLOGIES LIMITED

CIN : L25200TG1985PLC005631

Registered Office: Plot No.700, 8-2-293/82/A/700
Road No.36, Jubilee Hills, Hyderabad- 500033, Telangana

STATEMENT OF UNAUDITED STANDALONE FINANCIAL RESULTS FOR THE QUARTER AND HALF YEAR ENDED 30TH SEPTEMBER 2020

₹ in lakhs except for EPS

SL NO.	PARTICULARS	QUARTER ENDED			HALF YEAR ENDED		YEAR ENDED
		30-09-2020	30-06-2020	30-09-2019	30-09-2020	30-09-2019	31-03-2020
		(Unaudited)	(Unaudited)	(Unaudited)	(Unaudited)	(Unaudited)	(Audited)
I	Revenue from operations	1962.98	1810.28	2350.22	3773.26	4656.27	9085.01
II	Other income	187.11	116.25	25.03	303.36	86.30	52.17
III	Total income (I+II)	2150.09	1926.53	2375.25	4076.62	4742.57	9137.18
IV	Expenses						
	Employee benefits expense	1374.78	1294.19	1585.01	2668.97	3041.22	5993.14
	Finance costs	10.38	13.40	22.31	23.78	40.35	73.03
	Depreciation and amortisation expense	118.59	123.53	176.61	242.12	282.77	544.83
	Other expenses	215.71	220.86	257.85	436.57	592.03	1175.77
	Total Expenses (IV)	1719.46	1651.98	2041.78	3371.44	3956.37	7786.77
V	Profit before exceptional items and tax (III-IV)	430.63	274.55	333.47	705.18	786.20	1350.41
VI	Exceptional items	-	-	-	-	-	-
VII	Profit before tax (V-VI)	430.63	274.55	333.47	705.18	786.20	1350.41
VIII	Tax Expense						
	(1) Current tax	113.21	76.80	72.18	190.01	209.90	336.40
	(2) Earlier year tax	-	-	-	-	-	(5.99)
	(3) Deferred tax	(3.51)	(4.70)	(9.62)	(8.21)	(15.84)	(24.52)
IX	Profit for the period (VII-VIII)	320.93	202.45	270.91	523.38	592.14	1044.52
X	Other Comprehensive Income						
	Items that will not be reclassified to profit or loss (net of tax)						
	Remeasurement of defined benefit plans	(20.69)	(20.69)	(12.76)	(41.38)	(25.52)	(82.75)
XI	Total Comprehensive Income for the period (IX+X)	300.24	181.76	258.15	482.00	566.62	961.77
XII	Paid up Equity Share Capital	559.09	559.09	556.93	559.09	556.93	559.09
XIII	Earnings per share (Face Value of ₹ 2 each) (Not Annualised)						
	a) Basic	1.15	0.72	0.97	1.87	2.13	3.74
	b) Diluted	1.15	0.72	0.97	1.87	2.12	3.73


Notes:

- The above results for the quarter and half year ended 30 September 2020 were reviewed by the Audit Committee and approved by the Board of Directors of the Company at their meeting held on 23 October, 2020.
- The Company has one reportable segment as per the requirements of Ind AS 108 "Operating Segments".
- This statement is as per Regulation 33 of the SEBI (Listing Obligations and Disclosure Requirements) Regulations, 2015.
- The Statutory Auditors of the company have carried out Limited review of the aforesaid results.
- The figures for the corresponding previous period have been regrouped/reclassified wherever necessary, to make them comparable.

Place: Hyderabad
Date: 23rd October, 2020

For Mold-Tek Technologies Limited

J Lakshmana Rao
Chairman & Managing Director
DIN: 00649702






MOLD-TEK TECHNOLOGIES LIMITED
CIN : L25200TG1985PLC005631
Registered Office: Plot No.700, 8-2-293/82/A/700
Road No.36. Jubilee Hills, Hyderabad- 500033, Telangana
STANDALONE BALANCE SHEET


(₹ in lakhs)

Particulars	As at 30 September, 2020 (UNAUDITED)	As at 31 March, 2020 (AUDITED)
I. ASSETS		
Non-current Assets		
(a) Property, plant and equipment	1683.86	1773.34
(b) Right-of-use assets	356.96	229.46
(c) Intangible assets	254.01	283.74
(d) Financial assets		
Investments	24.59	24.59
Other financial assets	83.55	77.37
(e) Other non-current assets	18.75	19.96
Current Assets		
(a) Financial assets		
(i) Trade receivables	1790.49	2272.60
(ii) Cash and cash equivalents	991.94	40.80
(iii) Bank balances other than (ii) above	23.20	23.69
(iv) Loans	17.44	54.15
(v) Other financial assets	1300.20	1213.83
(b) Current tax assets (net)	361.53	361.34
(c) Other current assets	270.63	283.60
TOTAL ASSETS	7177.15	6658.47
II. EQUITY AND LIABILITIES		
Equity		
(a) Equity share capital	559.09	559.09
(b) Other equity	4951.03	4451.63
Liabilities		
Non-Current Liabilities		
(a) Financial liabilities		
Lease liabilities	177.26	178.50
(b) Deferred tax liabilities (net)	40.16	48.37
(c) Provisions	137.09	43.85
Current Liabilities		
(a) Financial liabilities		
(i) Borrowings	51.00	284.64
(ii) Trade payables		
(A) Total outstanding dues of micro enterprises and small enterprises	0.65	0.67
(B) Total outstanding dues of creditors other than micro enterprises and small enterprises	96.89	65.74
(iii) Lease Liabilities	202.64	61.83
(iv) Other financial liabilities	607.01	716.57
(b) Other current liabilities	53.38	76.70
(c) Provisions	188.02	170.88
(d) Current tax liabilities (net)	112.93	-
TOTAL EQUITY AND LIABILITIES	7177.15	6658.47

Place: Hyderabad
Date: 23rd October, 2020

For Mold-Tek Technologies Limited


J Lakshmana Rao
Chairman & Managing Director
DIN: 00649702





MOLD-TEK TECHNOLOGIES LIMITED
CIN : L25200TG1985PLC005631
Registered Office: Plot No.700, 8-2-293/82/A/700
Road No.36, Jubilee Hills, Hyderabad- 500033, Telangana
STANDALONE CASH FLOW STATEMENT


(₹ in Lakhs)

Particulars	For the Half Year ended 30 September 2020	For the Year ended 31 March 2020
Cash flow from operating activities		
Profit before tax	705.18	1,350.41
Adjustments for:		
Depreciation and amortisation expense	242.12	536.37
Finance costs	23.78	73.03
Provision for doubtful debts	76.21	-
Bad debts written off	-	188.14
Creditors written back (net)	-	(2.39)
Interest income on deposits	(1.18)	(2.06)
Share based payments charge	4.18	29.89
(Gain)/ Loss on foreign exchange fluctuation	(295.19)	39.97
Remeasurement of defined benefit plans	(41.38)	(82.75)
Operating Profit before working capital changes	713.72	2,130.60
Change in operating assets and liabilities		
(Increase)/decrease in trade receivables	405.88	(464.47)
(Increase) in financial assets other than trade receivables	(55.34)	(112.20)
(Increase)/decrease in other assets	12.75	(23.54)
Decrease in non current Assets	1.21	0.66
Increase in provisions	108.30	78.71
Increase/(decrease) in borrowings	(233.63)	60.57
Increase/(decrease) in trade payables	31.13	(72.75)
Increase in other financial liabilities	185.63	265.72
Increase/(decrease) in other current liabilities	(23.33)	10.15
Cash Generated from Operations	1,146.33	1,873.45
Income taxes paid	75.00	370.45
Net cash from operating activities	1,071.33	1,503.01
Cash flows from investing activities		
Payments for property plant and equipment	(44.34)	(301.37)
Net cash used in investing activities	(44.34)	(301.37)
Cash flow from financing activities		
Proceeds from share capital issue	-	37.78
Repayment of non current borrowings	-	(30.09)
Share Application Money pending allotment	13.23	-
Payments for lease liabilities	(85.26)	(178.31)
Dividend paid (Including corporate dividend tax)	-	(975.49)
Finance costs	(3.82)	(49.25)
Net cash used in financing activities	(75.85)	(1,195.36)
Net increase/(decrease) in cash and cash equivalents	951.14	6.28
Cash and Cash equivalents at the beginning of the period	40.80	34.52
Cash and Cash equivalents at the end of the period	991.94	40.80

Place: Hyderabad
Date: 23rd October, 2020

For Mold-Tek Technologies Limited

J Lakshmana Rao
Chairman & Managing Director
DIN: 00649702



M.ANANDAM & CO., CHARTERED ACCOUNTANTS

Independent Auditor's Review Report on the Quarterly Unaudited Standalone Financial Results of the Company Pursuant to the Regulation 33 of the SEBI (Listing Obligations and Disclosure Requirements) Regulations, 2015

Review Report to the Board of Directors Mold-Tek Technologies Limited

1. We have reviewed the accompanying statement of unaudited standalone financial results of Mold-Tek Technologies Limited (the "Company") for the quarter and half year ended 30th September, 2020 (the "Statement") attached herewith, being submitted by the Company pursuant to the requirement of Regulation 33 of the SEBI (Listing Obligations and Disclosure Requirements) Regulations, 2015, as amended (the "Listing Regulations").
2. This Statement, which is the responsibility of the Company's Management and approved by the Company's Board of Directors, has been prepared in accordance with the recognition and measurement principles laid down in Indian Accounting Standard 34 "Interim Financial Reporting" ("Ind AS 34"), prescribed under Section 133 of the Companies Act, 2013, and other accounting principles generally accepted in India. Our responsibility is to issue a report on the Statement based on our review.
3. We conducted our review of the Statement in accordance with the Standard on Review Engagements (SRE) 2410 "Review of Interim Financial Information performed by the Independent Auditor of the Entity" issued by the Institute of Chartered Accountants of India. This standard requires that we plan and perform the review to obtain moderate assurance as to whether the financial statements are free of material misstatement. A review is limited primarily to inquiries of Company personnel and analytical procedures applied to financial data and thus provide less assurance than an audit. We have not performed an audit and accordingly, we do not express an audit opinion.
4. Based on our review conducted as above, nothing has come to our attention that causes us to believe that the accompanying statement of unaudited financial results prepared in accordance with applicable accounting standards and other recognized accounting practices and policies has not disclosed the information required to be disclosed in terms of Regulation 33 of the SEBI (Listing Obligations and Disclosure Requirements) Regulations, 2015, including the manner in which it is to be disclosed, or that it contains any material misstatement.

For M. Anandam & Co.,
Chartered Accountants
(Firm Regn.No.000125S)

M. R. Vikram
Partner
Membership Number: 021012
UDIN: 20021012AAAABL6597

Place: Hyderabad
Date: 23rd October, 2020



MOLD-TEK TECHNOLOGIES LIMITED

CIN : L25200TG1985PLC005631

Registered Office: Plot No.700, 8-2-293/82/A/700

Road No.36, Jubilee Hills, Hyderabad- 500033, Telangana

STATEMENT OF UNAUDITED CONSOLIDATED FINANCIAL RESULTS FOR THE QUARTER AND HALF YEAR ENDED 30TH SEPTEMBER 2020

₹ in lakhs except for EPS

SL NO.	PARTICULARS	QUARTER ENDED			HALF YEAR ENDED		YEAR ENDED
		30-09-2020	30-06-2020	30-09-2019	30-09-2020	30-09-2019	31-03-2020
		(Unaudited)	(Unaudited)	(Unaudited)	(Unaudited)	(Unaudited)	(Audited)
I	Revenue from operations	2154.55	2015.37	2582.83	4169.92	5162.53	10098.24
II	Other income	187.17	116.26	25.04	303.43	86.31	52.19
III	Total income (I+II)	2341.72	2131.63	2607.87	4473.35	5248.84	10150.43
IV	Expenses						
	Employee benefits expense	1525.29	1448.08	1757.57	2973.37	3388.62	6690.25
	Finance costs	10.38	13.40	22.31	23.78	40.35	73.03
	Depreciation and amortisation expense	119.97	125.00	178.30	244.97	286.76	554.51
	Other expenses	250.94	267.07	310.01	518.01	734.54	1451.00
	Total Expenses (IV)	1906.58	1853.55	2268.19	3760.13	4450.27	8768.79
V	Profit before exceptional items and tax (III-IV)	435.14	278.08	339.68	713.22	798.57	1381.64
VI	Exceptional items	-	-	-	-	-	-
VII	Profit before tax (V-VI)	435.14	278.08	339.68	713.22	798.57	1381.64
VIII	Tax Expense						
	(1) Current tax	113.50	76.90	72.40	190.40	210.85	337.40
	(2) Earlier year tax	-	-	-	-	-	(5.99)
	(3) Deferred tax	(3.51)	(4.70)	(9.62)	(8.21)	(15.84)	(24.52)
IX	Profit for the period (VII-VIII)	325.15	205.88	276.90	531.03	603.56	1074.75
X	Other Comprehensive Income						
	a) Items that will not be reclassified to profit or loss (net of tax)						
	Remeasurement of defined benefit plans	(20.69)	(20.69)	(12.76)	(41.38)	(25.52)	(82.75)
	b) Items that will be reclassified to profit or loss (net of tax)						
	Exchange differences in translating the Financial Statements of a foreign operation	(4.46)	0.51	1.66	(3.95)	16.86	16.74
XI	Total Comprehensive Income for the period (IX+X)	300.00	185.70	265.80	485.70	594.90	1008.74
	Profit for the period attributable to:						
	Owners of the parent	325.15	205.88	276.90	531.03	603.56	1074.75
	Non-controlling interests	-	-	-	-	-	-
	Other comprehensive income attributable to:						
	Owners of the parent	(25.15)	(20.18)	(11.10)	(45.33)	(8.66)	(66.01)
	Non-controlling interests	-	-	-	-	-	-
	Total comprehensive income attributable to:						
	Owners of the parent	300.00	185.70	265.80	485.70	594.90	1008.74
	Non-controlling interests	-	-	-	-	-	-
XII	Paid up Equity Share Capital	559.09	559.09	556.93	559.09	556.93	559.09
XIII	Earnings per share (Face Value of ₹ 2 each) (Not Annualised)						
	a) Basic	1.16	0.74	0.99	1.90	2.17	3.84
	b) Diluted	1.16	0.74	0.99	1.90	2.16	3.84

Notes:

- The above results for the quarter and half year ended 30 September 2020 were reviewed by the Audit Committee and approved by the Board of Directors of the Company at their meeting held on 23 October, 2020.
- The above results include the results of the wholly owned subsidiary, Mold-Tek Technologies Inc, USA.
- The Group has consolidated financial results based on Ind AS 110 "Consolidated Financial Statements".
- The Group has one reportable segment as per the requirements of Ind AS 108 "Operating Segments".
- This statement is as per Regulation 33 of the SEBI (Listing Obligations and Disclosure Requirements) Regulations, 2015.
- The Statutory Auditors of the company have carried out Limited review of the aforesaid results.
- The figures for the corresponding previous period have been regrouped/reclassified wherever necessary, to make them comparable.

Place: Hyderabad

Date: 23rd October, 2020

For Mold-Tek Technologies Limited

J Lakshmana Rao
Chairman & Managing Director
DIN: 00649702



MOLD-TEK TECHNOLOGIES LIMITED
CIN : L25200TG1985PLC005631
Registered Office: Plot No.700, 8-2-293/82/A/700
Road No.36, Jubilee Hills, Hyderabad- 500033, Telangana
CONSOLIDATED BALANCE SHEET


(₹ In lakhs)

Particulars	As at	As at
	30 September, 2020 (UNAUDITED)	31 March, 2020 (AUDITED)
I. ASSETS		
Non-current Assets		
(a) Property, plant and equipment	1689.14	1779.64
(b) Right-of-use assets	356.96	229.46
(c) Intangible assets	260.53	292.36
(d) Financial assets		
Other financial assets	83.55	77.37
(e) Other non-current assets	18.75	19.96
Current Assets		
(a) Financial assets		
(i) Trade receivables	1631.65	1979.37
(ii) Cash and cash equivalents	1381.95	473.31
(iii) Bank balances other than (ii) above	23.20	23.69
(iv) Loans	17.44	54.15
(v) Other financial assets	1300.20	1213.84
(b) Current tax assets (net)	361.53	361.35
(c) Other current assets	271.51	284.50
TOTAL ASSETS	7396.41	6789.00
II. EQUITY AND LIABILITIES		
Equity		
(a) Equity share capital	559.09	559.09
(b) Other equity	5084.62	4581.54
Liabilities		
Non-Current Liabilities		
(a) Financial liabilities		
Lease liabilities	177.26	178.50
(b) Deferred tax liabilities (net)	40.16	48.37
(c) Provisions	137.09	43.85
Current Liabilities		
(a) Financial liabilities		
(i) Borrowings	136.32	284.64
(ii) Trade payables		
(A) Total outstanding dues of micro enterprises and small enterprises	0.65	0.67
(B) Total outstanding dues of creditors other than micro	96.89	65.74
(iii) Lease Liabilities	202.64	61.83
(iv) Other financial liabilities	607.36	717.19
(b) Other current liabilities	53.38	76.70
(c) Provisions	188.02	170.88
(d) Current tax liabilities (net)	112.93	-
TOTAL EQUITY AND LIABILITIES	7396.41	6789.00

Place: Hyderabad
Date: 23rd October, 2020

For Mold-Tek Technologies Limited

J Lakshmana Rao
Chairman & Managing Director
DIN: 00649702





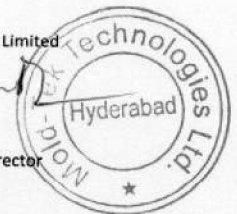
MOLD-TEK TECHNOLOGIES LIMITED
CIN : L25200TG1985PLC005631
Registered Office: Plot No.700, 8-2-293/82/A/700
Road No.36, Jubilee Hills, Hyderabad- 500033, Telangana
CONSOLIDATED CASH FLOW STATEMENT

Particulars	(₹ in Lakhs)	
	For the Half year ended 30 September 2020	For the year ended 31 March 2020
Cash flow from operating activities		
Profit before tax	713.21	1381.64
Adjustments for:		
Depreciation and amortisation expense	244.97	546.04
Finance costs	23.78	73.03
Provision for doubtful debts	76.21	-
Bad debts written off	-	213.92
Creditors written back (net)	-	(2.39)
Interest income on deposits	(1.18)	(2.06)
Share based payments charge	4.18	29.89
(Gain)/ loss on foreign exchange fluctuation	(295.19)	39.97
Foreign exchange translation difference	(3.68)	(1.27)
Remeasurement of defined benefit plans	(41.38)	(82.75)
Operating Profit before working capital changes	720.92	2196.02
Change in operating assets and liabilities		
(Increase)/decrease in trade receivables	271.50	(226.94)
(Increase)/decrease in financial assets other than trade receivables	239.85	(152.17)
(Increase)/decrease in other assets	12.38	(22.89)
Decrease in non current assets	1.21	0.66
Increase in non current provisions	93.24	33.80
Increase/(decrease) in borrowings	(148.30)	60.57
Increase/(decrease) in trade payables	31.13	(72.75)
Increase/(decrease) in other financial liabilities	(109.83)	305.55
Increase in provisions	15.05	51.62
Increase/(decrease) in other current liabilities	(23.33)	3.43
Cash Generated from Operations	1103.83	2176.90
Income taxes paid	75.00	370.45
Net cash from operating activities	1028.83	1806.46
Cash flows from investing activities		
Payments for property plant and equipment	(44.34)	(301.60)
Net cash used in investing activities	(44.34)	(301.60)
Cash flow from financing activities		
Proceeds from share capital issue	-	37.78
Repayment of non current borrowings	-	(30.09)
Share Application Money pending allotment	13.23	-
Payments for lease liabilities	(85.26)	(178.31)
Dividend paid (Including corporate dividend tax)	-	(975.49)
Finance costs	(3.82)	(49.25)
Net cash used in financing activities	(75.85)	(1195.36)
Net increase/ (decrease) in cash and cash equivalents	908.64	309.50
Cash and Cash equivalents at the beginning of the period	473.31	163.81
Cash and Cash equivalents at the end of the period	1381.95	473.31

Place: Hyderabad
Date: 23rd October, 2020

For Mold-Tek Technologies Limited

J Lakshmana Rao
Chairman & Managing Director
DIN: 00649702



M.ANANDAM & CO., CHARTERED ACCOUNTANTS

Independent Auditor's Review Report on the Quarterly Consolidated Unaudited Financial Results of the Company Pursuant to the Regulation 33 of the SEBI (Listing Obligations and Disclosure Requirements) Regulations, 2015

Review Report to the Board of Directors

Mold-Tek Technologies Limited

1. We have reviewed the accompanying Statement of Unaudited Consolidated Financial Results of Mold-Tek Technologies Limited ("the Holding Company") and its subsidiary (the Holding Company and its subsidiary together referred to as "the Group") for the quarter and half year ended 30th September, 2020 ("the Statement"), being submitted by the Holding Company pursuant to the requirement of Regulation 33 of the SEBI (Listing Obligations and Disclosure Requirements) Regulations, 2015, as amended (the "Listing Regulations").
2. This Statement, which is the responsibility of the Holding Company's Management and approved by the Holding Company's Board of Directors, has been prepared in accordance with the recognition and measurement principles laid down in Indian Accounting Standard 34 "Interim Financial Reporting" ("Ind AS 34"), prescribed under Section 133 of the Companies Act, 2013, and other accounting principles generally accepted in India. Our responsibility is to express a conclusion on the Statement based on our review.
3. We conducted our review of the Statement in accordance with the Standard on Review Engagements (SRE) 2410 "Review of Interim Financial Information Performed by the Independent Auditor of the Entity", issued by the Institute of Chartered Accountants of India. A review of interim financial information consists of making inquiries, primarily of persons responsible for financial and accounting matters, and applying analytical and other review procedures. A review is substantially less in scope than an audit conducted in accordance with Standards on Auditing and consequently does not enable us to obtain assurance that we would become aware of all significant matters that might be identified in an audit. Accordingly, we do not express an audit opinion.
4. The Statement includes the results of the subsidiary Mold-Tek Technologies Inc., USA.
5. Based on our review conducted and procedures performed as stated in paragraph 3 above, nothing has come to our attention that causes us to believe that the accompanying Statement, prepared in accordance with the recognition and measurement principles laid down in the aforesaid Indian Accounting Standard and other accounting principles generally accepted in India, has not disclosed the information required to be disclosed in terms of Regulation 33 of the SEBI (Listing Obligations and Disclosure Requirements) Regulations, 2015, as amended, including the manner in which it is to be disclosed, or that it contains any material misstatement.

For M. Anandam & Co.,
Chartered Accountants
(Firm Regn.No.0001255)

M. R. Vikram
Partner
Membership Number: 021012
UDIN: 20021012AAAABM8359
Place: Hyderabad
Date: 23rd October, 2020

MOLD-TEK TECHNOLOGIES LIMITED

NOTE ON UNAUDITED FINANCIAL RESULTS FOR THE
QUARTER AND HALF YEAR ENDED 30th SEPTEMBER 2020.

Q2 on Q1

Standalone: Sales up 8.16% | EBIDTA up 36.00% | PAT up 58.52%

Consolidated: Sales up 6.67% | EBIDTA up 35.78% | PAT up 57.93%

Mold-Tek Technologies Limited, KPO in Structural Engineering and Designing services posted good financial results for the Quarter and Half Year ended 30th September 2020 in the Board Meeting dated 23rd October 2020 as follows.

Consolidated results for the Quarter and Half Year Ended 30th September 2020.

Performance Highlights of Q2 to Q1


- ✓ Revenue ₹ 2166.66 Lakhs (FY 20-21 Q1: ₹ 2031.14 Lakhs) up by 6.67%
- ✓ PAT ₹ 325.15 Lakhs (FY 20-21 Q1: ₹ 205.88 Lakhs) up by 57.93%
- ✓ EBIDTA ₹ 565.49 Lakhs (FY 20-21 Q1: ₹ 416.48 Lakhs) up by 35.78%

Performance Highlights of Q2 to Q2

- ✓ Revenue ₹ 2166.66 Lakhs (FY 19-20 Q2: ₹ 2424.66 Lakhs) down by 10.64%
- ✓ PAT ₹ 325.15 Lakhs (FY 19-20 Q2: ₹ 276.90 Lakhs) up by 17.43%
- ✓ EBIDTA ₹ 565.49 Lakhs (FY 19-20 Q2: ₹ 540.28 Lakhs) up by 4.66%

Performance Highlights of H1 to H1

- ✓ Revenue ₹ 4197.80 Lakhs (FY 19-20 H1: ₹ 4768.45 Lakhs) down by 11.97%
- ✓ PAT ₹ 531.03 Lakhs (FY 19-20 H1: ₹ 603.56 Lakhs) down by 12.02%
- ✓ EBIDTA ₹ 981.97 Lakhs (FY 19-20 H1: ₹ 1125.68 Lakhs) down by 12.77%



Standalone results for the Quarter and Half Year Ended 30th September 2020.

Performance Highlights of Q2 to Q1

- ✓ Revenue ₹ 1975.09 Lakhs (FY 20-21 Q1: ₹ 1826.05 Lakhs) up by 8.16%
- ✓ PAT ₹ 320.93 Lakhs (FY 20-21 Q1: ₹ 202.45 Lakhs) up by 58.52%
- ✓ EBIDTA ₹ 559.60 Lakhs (FY 20-21 Q1: ₹ 411.48 Lakhs) up by 36.00%

Performance Highlights of Q2 to Q2

- ✓ Revenue ₹ 1975.09 Lakhs (FY 19-20 Q2: ₹ 2192.04 Lakhs) down by 9.90%
- ✓ PAT ₹ 320.93 Lakhs (FY 19-20 Q2: ₹ 270.91 Lakhs) up by 18.46%
- ✓ EBIDTA ₹ 559.60 Lakhs (FY 19-20 Q2: ₹ 532.38 Lakhs) up by 5.11%

Performance Highlights of H1 to H1

- ✓ Revenue ₹ 3801.14 Lakhs (FY 19-20 H1: ₹ 4262.19 Lakhs) down by 10.82%
- ✓ PAT ₹ 523.38 Lakhs (FY 19-20 H1: ₹ 592.14 Lakhs) down by 11.61%
- ✓ EBIDTA ₹ 971.08 Lakhs (FY 19-20 H1: ₹ 1109.32 Lakhs) down by 12.46%

Company's Q2 FY: 2020-21 Financial results:

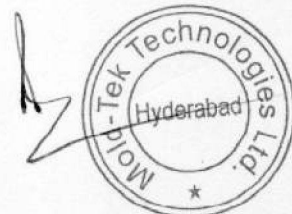
The Company has achieved revenues of \$2.889 million in Q2 2020-21 compared to \$2.692 million in Q1 2020-21 and \$3.443 million in Q2 2019-20.

The Company has improved the Profit after Tax (PAT) of Q2 2020-21, by 57.93% as against that of Q1 2020-21 by effective cost reduction, which will improve performance of the Company in the longer run.

The Profit after Tax (PAT) for Q2 2020-21 is ₹ 325.15 Lakhs as against ₹ 205.88 Lakhs for Q1 2020-21 and ₹ 276.90 Lakhs in Q2 2019-20.

Service Export from India Scheme(SEIS):

As per the DGFT Notification No. 57/2015-20 dated 31st March 2020, for the services rendered w.e.f. 1st April 2020, the decision on continuation of the Service Export from India



Scheme(SEIS) will be taken subsequently and notified accordingly. The Company has not accounted any export incentives (estimated at ₹ 1.30 crores) during the Q2 2020-21 and (estimated at ₹ 2.50 crores) during the H1 2020-21 due to this notification. This incentive was ₹ 1.45 crores in Q2 2019-20 and ₹ 2.82 crores in H1 2019-20

Future Outlook:

The Structural Engineering team has done well in this Quarter with improved productivity and quality. Starting mid-July the Company started receiving decent size orders from the Tier I clients, which improved the profitability in the 2nd quarter of FY 2020-21. Repeat orders are being received from old clients proving our improved quality and project execution, inspite of the pandemic situations. In the coming quarters we hope to increase our productivity and revenues in the Structural Engineering Services as well as in Mechanical Engineering Services.

However, European Mechanical Engineering Services business is still slow and improvement is expected from Dec 2020/Jan 2021. New client being added in Mechanical Engineering Services (MES) may stabilise revenues in next few quarters

For Mold-Tek Technologies Limited

J. Lakshmana Rao
(Chairman & Managing Director)

